



Math Placement Test Incoming Freshmen Instructions to Access the Practice Test

Follow the instructions below in order to access the Math Placement Test practice tests. If you do not know your UCF Network ID (NID), you can go to www.mynid.ucf.edu and select "I forgot my NID." You will be directed to the NID Lookup page where you can retrieve your NID. If you are having trouble accessing the page, please contact the UCF Helpdesk at 407-823-5117.

Request Extended Time or Testing Accommodations: Students who believe they qualify for academic accommodations for placement tests and/or academic courses should contact Student Accessibility Services (SAS) prior to starting the test to inquire about options available (sas@ucf.edu; 407-823-2371). Student will need to submit the *Placement Test Accommodations Request Form* (<http://sas.sdes.ucf.edu/form-placementtest>) to SAS. The process to review documentation may take up to ten (10) business days to determine if the accommodation request is appropriate for approval.

Instructions to Access the Practice Test:

1. Go to www.ucf.mylabsplus.com and login using your NID and MyLabsPlus password.

PEARSON ALWAYS LEARNING

MyLabsPlus for University of Central Florida

BREAKTHROUGH
To improving results

Our goal is to help every student succeed. We're working with educators and institutions to improve results for students everywhere. [Learn more >](#)

Sign In

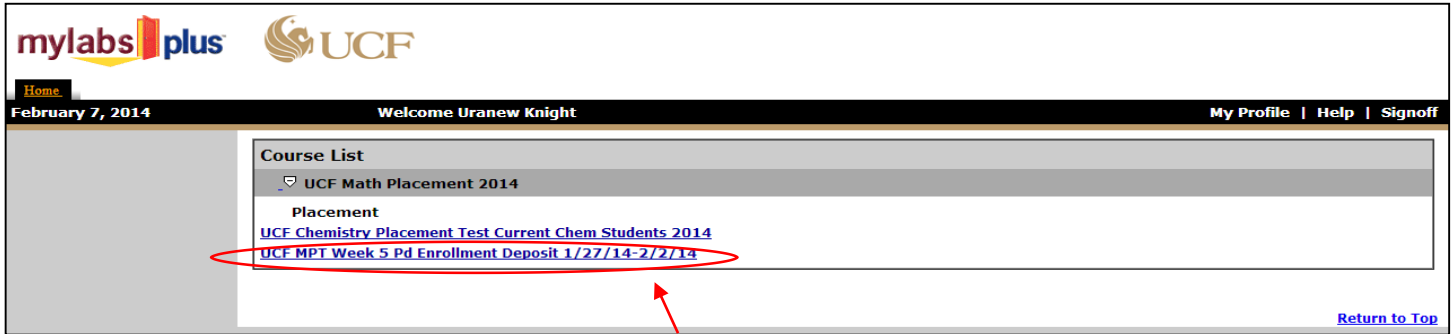
Username

Password

SIGN IN

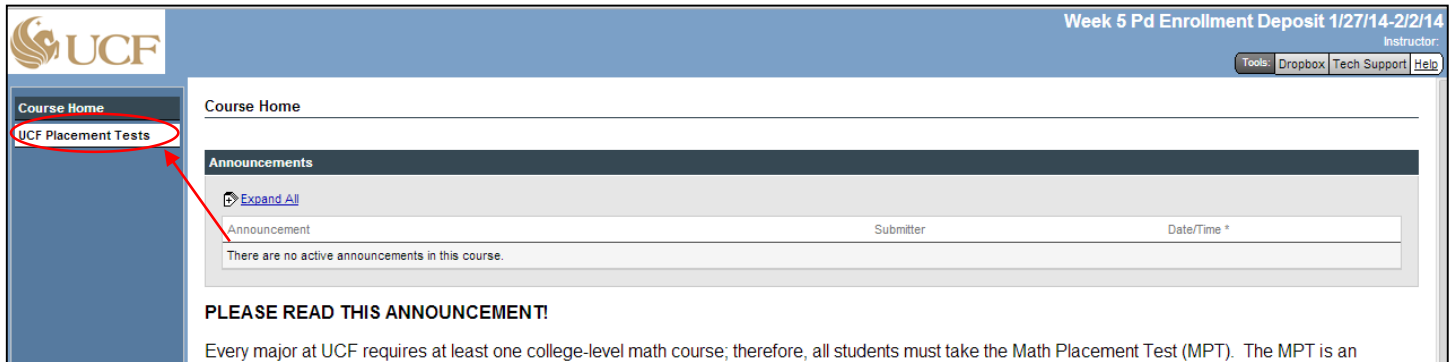
[Forgot your password? ↗](#)

2. Select “UCF MPT Week # Pd Enrollment Deposit” (there will be a week number and date displayed).



The screenshot shows the mylabs plus UCF interface. At the top left is the mylabs plus logo and the UCF logo. Below the logos is a navigation bar with "Home", "February 7, 2014", "Welcome Uranew Knight", and "My Profile | Help | Signoff". The main content area is titled "Course List" and contains a dropdown menu for "UCF Math Placement 2014". Underneath, there is a "Placement" section with two links: "UCF Chemistry Placement Test Current Chem Students 2014" and "UCF MPT Week 5 Pd Enrollment Deposit 1/27/14-2/2/14". The second link is circled in red, and a red arrow points to it. A "Return to Top" link is visible in the bottom right corner.

3. Select “UCF Placement Tests” from the menu on the left side of the page.



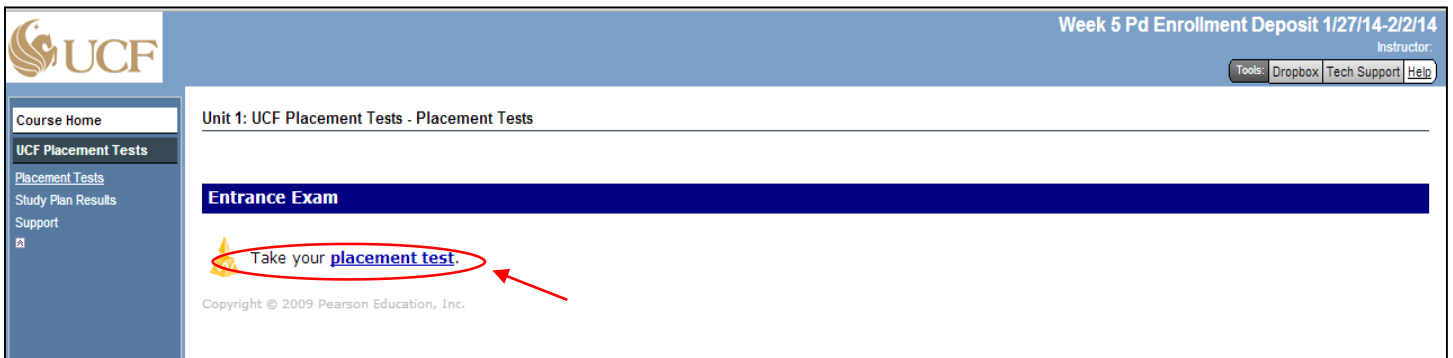
The screenshot shows the UCF Placement Tests page. The top right corner displays "Week 5 Pd Enrollment Deposit 1/27/14-2/2/14" and "Instructor:". Below this are "Tools: Dropbox Tech Support Help" buttons. The left sidebar contains a menu with "Course Home" and "UCF Placement Tests" (circled in red). The main content area is titled "Course Home" and contains an "Announcements" section with an "Expand All" link and a table with columns "Announcement", "Submitter", and "Date/Time *". Below the table, it says "There are no active announcements in this course." A "PLEASE READ THIS ANNOUNCEMENT!" section follows, with the text: "Every major at UCF requires at least one college-level math course; therefore, all students must take the Math Placement Test (MPT). The MPT is an". A red arrow points from the "UCF Placement Tests" menu item to the "PLEASE READ THIS ANNOUNCEMENT!" section.

4. Select “Placement Tests” from the menu on the left side of the page.



The screenshot shows the UCF Placement Tests - Placement Tests page. The top right corner displays "Week 5 Pd Enrollment Deposit 1/27/14-2/2/14" and "Instructor:". Below this are "Tools: Dropbox Tech Support Help" buttons. The left sidebar contains a menu with "Course Home", "UCF Placement Tests", and "Placement Tests" (circled in red). The main content area is titled "Unit 1: UCF Placement Tests" and contains a copyright notice: "Copyright © 2009 Pearson Education, Inc.". A red arrow points from the "Placement Tests" menu item to the copyright notice.

5. Select “Take your placement test.”



The screenshot shows the UCF Placement Tests - Placement Tests - Entrance Exam page. The top right corner displays "Week 5 Pd Enrollment Deposit 1/27/14-2/2/14" and "Instructor:". Below this are "Tools: Dropbox Tech Support Help" buttons. The left sidebar contains a menu with "Course Home", "UCF Placement Tests", and "Placement Tests" (circled in red). The main content area is titled "Unit 1: UCF Placement Tests - Placement Tests" and contains an "Entrance Exam" section with a blue background. Below the "Entrance Exam" section, there is a link "Take your placement test." circled in red. A red arrow points to the link. A copyright notice "Copyright © 2009 Pearson Education, Inc." is visible at the bottom.

- Select “**I accept**” on the privacy policy that is displayed on the page (only displays the first time you access the system).

UCF

Week 5 Pd Enrollment Deposit 1/27/14-2/2/14

Tools: Dropbox Tech Support Help

PEARSON

End-User License Agreement and Privacy Policy

By registering to use a Pearson Education online learning system, I certify that I have read and agree to the Pearson End-User License Agreement and Privacy Policy and the Pearson Privacy Statement.

I understand that my personal information may be stored in and/or accessed from jurisdictions outside of my resident country. I consent to this storage and/or access.

The personal information that I use with a Pearson Education online learning system can include my name and contact information, my answers to questions that are part of the course, my marks on tests or other course requirements, and any comments about me made by my instructor.

Pearson Privacy Statement

Pearson Privacy Statement

Pearson Education ("Pearson") recognizes the importance of protecting the privacy of Personally Identifiable Information about you as a user of our online learning applications, websites and educational evaluation tools ("applications"). Follows is an overview of Pearson's Privacy Policy which is wholly contained within the [Pearson End-User License and Privacy Agreement](#) to which end users consent when registering for a Pearson application.

Information considered by Pearson to be Personally Identifiable Information ("PII") is: your full name, address,

Pearson End-User License Agreement and Privacy Policy

End-User License Agreement and Privacy Policy

Last Revision Posted: 15 June 2012

These terms constitute an agreement between You and Pearson Education, Inc, and its direct and indirect affiliates ("Pearson"). By accessing or using the website and/or service with which these terms are associated, You acknowledge that You have read and accepted the terms of this Agreement. If You do not agree to abide by

I Decline I Accept

- Select “**Practice Algebra rev.**”

UCF

Week 22 Pd Enrollment Deposit 5/25/15-5/31/15

Tools: Dropbox Tech Support Help

Course Home

UCF Placement Tests

Placement Tests

Study Plan Results

Support

Tests

Due	Assignment	Time Limit	Attempts	Gradebook Score
	Practice Algebra rev	180min	0 of ∞	
	Practice Trigonometry	180min	0 of ∞	
	Practice Precalculus	180min	0 of ∞	
	Start your Math Placement Test Here		0 of ∞	
06/26/15 11:59pm	ALG	105min	0 of 1	past due
	Start Trigonometry		0 of ∞	
06/26/15 11:59pm	TRIG	75min	0 of 1	past due
	Start Precalculus		0 of ∞	
06/26/15 11:59pm	PCAL	75min	0 of 1	past due

View available [Practice Tests](#)

Do practice questions in the [Study Plan](#)

8. On the new page, click on “I am ready to start” button located at the bottom right of the page.

The screenshot shows a web interface for a UCF course. At the top right, it says "Week 5 Pd Enrollment Deposit 1/27/14-2/2/14" and "Instructor: Uranew Knight". Below this is a navigation bar with "Tools: Dropbox Tech Support Help". On the left is a sidebar with "Course Home", "UCF Placement Tests", "Placement Tests", "Study Plan Results", and "Support". The main content area is titled "Are you ready to start?" and contains the following information:

Name	Practice Algebra rev
Questions	53
Required for Study Plan Mastery	90%

⚠ You have 180 minutes left to complete this assignment

Reminders

- # You have started this test 0 of unlimited times.
- ▶ You must score at least 35% before you can begin Start your Math Placement Test Here
- ? View a tutorial on [how to enter your answers](#) before starting.

Once you have started, **Do Not** click the "Back" or "Refresh" buttons on your browser. Use the assignment window navigation instead.

At the bottom right, there are two buttons: "Cancel" and "I am ready to start". A red arrow points to the "I am ready to start" button, which is circled in red.

9. A new page will load with the practice test. **Note:** students are required to earn a 35% or higher on the practice algebra test before proceeding to the actual algebra placement test. Students have an unlimited number of attempts for the practice test.
10. Instructions on how to launch your actual placement test using the Pearson LockDown Browser can be found on the **How to Install & Launch Perason LockDown Browser** document. This document can be found on the UCF Math Placement Test website at www.utc.sdes.ucf.edu/math/resources.

Math Placement Test Retake Option Students who meet certain criteria will have the option to retake the Math Placement Test for a cost of \$35. Retakes must be completed in a proctored test environment scheduled at the University Testing Center at UCF. For more information and to verify if you are eligible to retake the MPT, please email us at mathplacement@ucf.edu